

# D-200L-FS

## 2U High Performance Rackmount Chassis





### INTRODUCTION

The D-200L-FS brings compact and power into balance for 2U rackmount chassis. High performance 2U rackmount chassis that is compatible with standard ATX power supply supports system with high power needs. D-200L-FS has total of three 3.5 drive storage that supports RAID 1/0/1+0/5 configuration as well as one 5.25 drive bay space for optical or hot-swap device. Enforced power supply cooling and 4x80mm ball-bearing fans ensure system optimal performance. Optional 6 slots low-profile backplane supports additional expansion cards.

### FEATURES

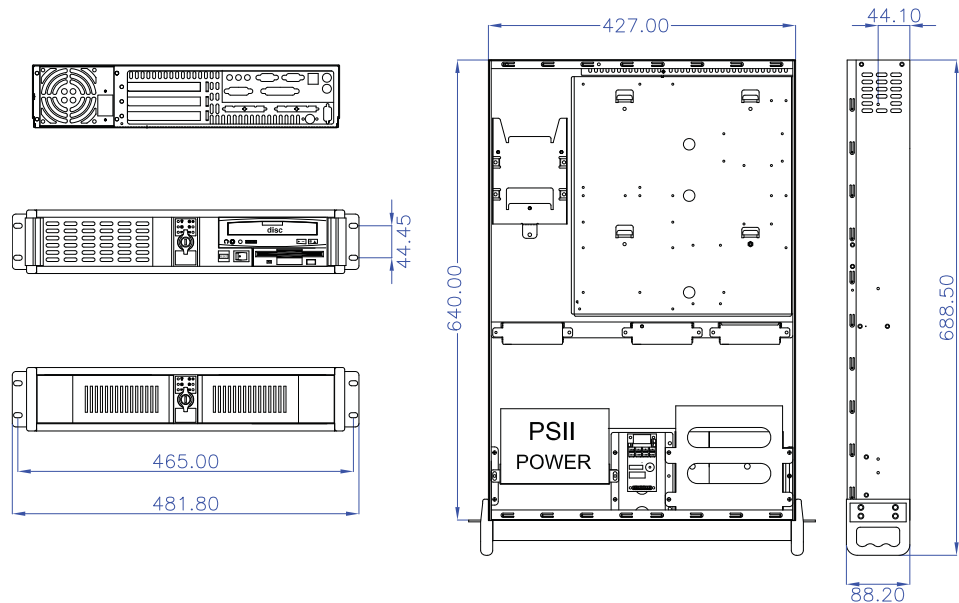
- Ⓐ Front Access USB2.0 x 2
- Ⓑ 80mm x 4 Cooling Fan
- Ⓒ Removable Air Filter
- Ⓓ Power and HDD LED
- Ⓔ Power and Alarm Reset Switch
- Ⓕ 3 Way Aluminum Front Panel with Locks
- Ⓖ Front Mount ATX Power Supply



IO

# D-200L-FS

## DRAWING



## SPECIFICATIONS

<b>Model Number</b>	<b>D-200L-FS</b>	<b>Speaker</b>	0.4W Built-In
<b>RoHS Compliance Version</b>	Yes	<b>Air Filter</b>	Removable & Washable
<b>Standard Drive Bays</b>	5.25" Drive: 1 3.5" Drive: 1 3.5" Drive [internal]: 2	<b>Expansion Slots</b>	Standard: 3 x PCI 32bit Optional: 1 x AGP, 2 x PCI
<b>Cooling Fan</b>	4 x 80mm	<b>Material of Front Bezel</b>	Aluminum Alloy
<b>Mainboard Size [inch]</b>	12 x 13	<b>Material of Handle</b>	SECC Zinc-Coated Steel
<b>Indicators</b>	LEDs for Power ON/OFF, HDD, Fan & Alarm	<b>Material of Main Chassis</b>	1.2mm SECC Zinc-Coated Steel [Japan Made]
<b>Switches</b>	Power ON/OFF, System & Alarm Reset	<b>Color of Front Bezel</b>	Black/Red/Blue/Silver/Gold
<b>Security</b>	Front Bezel	<b>Color of Main Chassis</b>	Black
		<b>Front Connector</b>	Front USB 2.0 x 2 Connector
		<b>Dimensions (WxHxD)</b>	19 x 3.5 x 27.1 inch

## OPTIONAL ACCESSORIES

Model Number	Page	Model Number	Page
RP-COMBO-SLIM	N/A	DD-200-DR/DS/DBLue/DG	N/A
T-7	158	DD-200-32bit/64bit/AGP/AGP Pro	10-11
TC-Rail-24/26	160	DD-Fan60	162
RP-HDD3.5	N/A	TC-iStorm8	160

## POWER SUPPLY OPTIONS

Model Number	Output	Page
TC-350PD1	350W	230
TC-400PD1	400W	230
TC-500PD1	500W	230
TC-600/650PD2	600/650W	234
TC-700/750PD2	700/750W	234

:: Specification and wiring diagram subject to change without notice  
 :: Limited Warranty  
 :: Last Update: Jan/2011

