

# D-400A

## 4U Compact Stylish Aluminum Rackmount Chassis





### INTRODUCTION

iStarUSA 4U aluminum rackmount chassis D Storm D-400A. Combine with BPU or T Series enable hot-swappable storage capability. It also supports up to seven add-on cards and total storage capacity up to 5 storage drives for 1/0/5 raid configuration. D-400A provides your server or cluster maximum reliability and performance. Standard Aluminum Body reduces total chassis weight and also provides enhanced thermal cooling solution.

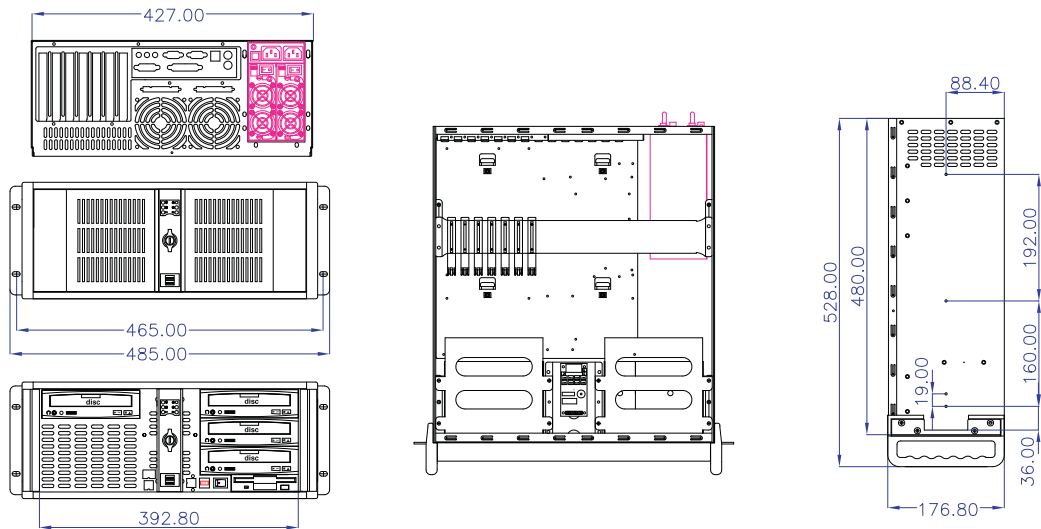
### FEATURES

- Ⓐ Patented Aluminum Front Panel with Locks, Taiwan: 200281 / 190240 , China: 2L01259648.5
- Ⓑ Optional BPU-230 2 to 3 Hot-Swappable HDD Cage
- Ⓒ Front Access USB2.0 x 2
- Ⓓ 120mm x 1, 80mm x 2 Cooling Fan
- Ⓔ Removable Air Filter
- Ⓕ Power and HDD LED
- Ⓖ Power and Alarm Reset Switch
- Ⓗ Standard I/O Shield
- Ⓘ Aluminum Chassis



# D-400A

## DRAWING



## SPECIFICATIONS

<b>Model Number</b>	<b>D-400A</b>	<b>Security</b>	Front Bezel
<b>RoHS Compliance Version</b>	Yes	<b>Speaker</b>	0.4W Built-In
<b>Standard Drive Bays</b>	5.25" Drive: 4 3.5" Drive: 1 3.5 Drive [internal]: 2	<b>Air Filter</b>	Removable & Washable
<b>Cooling Fan [Option]</b>	1 x120mm, 1 x80mm [1 x 80mm]	<b>Material of Front Bezel</b>	Aluminum Alloy
<b>Mainboard Size [inch]</b>	12 x 10	<b>Material of Handle</b>	Aluminum
<b>Indicators</b>	LEDs for Power ON/OFF, HDD, Fan & Alarm	<b>Material of Main Chassis</b>	Aluminum
<b>Switches</b>	Power ON/OFF, System & Alarm Reset	<b>Color of Front Bezel</b>	Black / Blue / Silver / Red / Gold
		<b>Color of Main Chassis</b>	Black
		<b>Front Connector</b>	Front USB 2.0 x 2 Connector
		<b>Dimensions (WxHxD)</b>	19 x 7 x 20.8 inch

## OPTIONAL ACCESSORIES

Model Number	Page	Model Number	Page
RP-COMBO-SLIM	N/A	DD-400-DR/DS/DBlue/DG	N/A
T-7	158	RP-HDD3.5	N/A
TC-Rail-20/24/26	160	DD-Fan 80	163
BPU-230SATA/340SATA	154/155	TC-iStorm 7/8	160

## POWER SUPPLY OPTIONS

Model Number	Output	Page	Model Number	Output	Page
TC-300/400R8	300/400W	208	TC-600/650/700/750PD2	600/650/700/750W	234
TC-300/400/500R8A	300/400/500W	210			
TC-350/400/500PD1	350/400/500W	230			
TC-600/700R3N	600/700W	212			
TC-580/620PD3	580/620W	232			

:: Specification and wiring diagram subject to change without notice  
 :: Limited Warranty  
 :: Last Update: Jan/2011

