

D-400L-7

4U High Performance Rackmount Chassis





INTRODUCTION

iStarUSA 4U industrial rackmount chassis D Storm D-400L-7. Combine with BPU or T Series enable hot-swappable 1/0/1+0/5 Raid storage capability. It also supports up to seven full-length full-height add-on cards. Total capacity up to 10 storage drives for high density data storage. Center hot-swappable 120mm fan provides excellent thermal cooling solution. Achieve ultimate uninterrupted operation with support of iStarUSA redundant power supply. D-400L-7 provides your server or cluster maximum flexibility and performance.

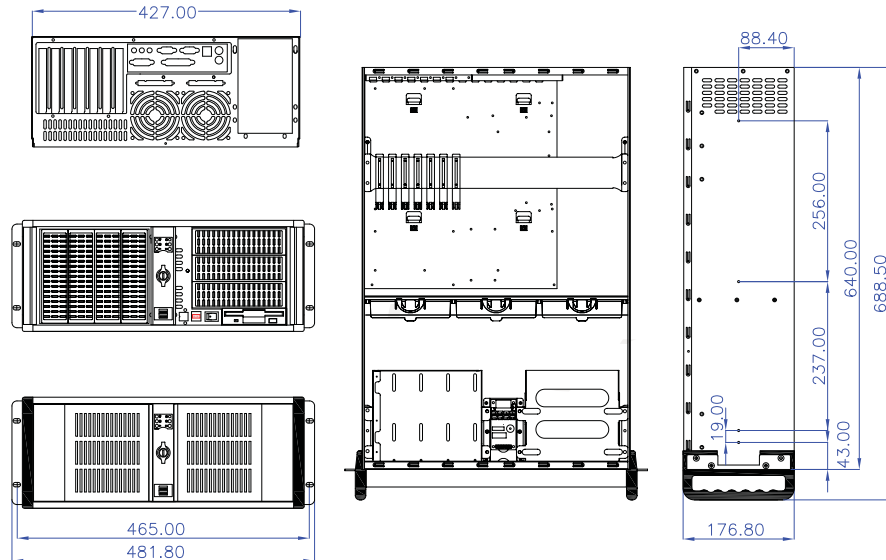
FEATURES

- A Patented Aluminum Front Panel with Locks, Taiwan: 200281 / 190240 , China: 2L01259648.5
- B Optional BPU-230 2 to 3 Hot-Swappable HDD Cage
- C Front Access USB2.0 x 2
- D 120mm x 3, 80mm x 2 Cooling Fan
- E Removable Air Filter
- F Power and HDD LED
- G Power and Alarm Reset Switch
- H Standard I/O Shield
- I Optional Aluminum Chassis



D-400L-7

DRAWING



SPECIFICATIONS

Model Number	D-400L-7	Security	Front Bezel
RoHS Compliance Version	Yes	Speaker	0.4W Built-In
Standard Drive Bays	5.25" Drive: 7 3.5" Drive: 1 3.5 Drive [internal]: 1	Air Filter	Removable & Washable
Cooling Fan [Option]	3 x 120mm, 1 x 80mm [1 x 80mm]	Material of Front Bezel	Aluminum Alloy
Mainboard Size [inch]	12 x 13	Material of Handle	1.2mm SECC Zinc-Coated Steel
Indicators	LEDs for Power ON/OFF, HDD, Fan & Alarm	Material of Main Chassis	1.2mm SECC Zinc-Coated Steel [Japan Made]
Switches	Power ON/OFF, System & Alarm Reset	Color of Front Bezel	Black / Blue / Silver / Red / Gold
		Color of Main Chassis	Black
		Front Connector	Front USB 2.0 x 2 Connector
		Dimensions (WxHxD)	19 x 7 x 27.1 inch

OPTIONAL ACCESSORIES

Model Number	Page	Model Number	Page
RP-COMBO-SLIM	N/A	DD-400-DR/DS/DBlue/DG	N/A
T-7	158	RP-HDD3.5	N/A
TC-Rail-24/26	160	DD-Fan 80	163
BPU-230SATA/340SATA	154/155	TC-iStorm 7/8	160

POWER SUPPLY OPTIONS

Model Number	Output	Page	Model Number	Output	Page
TC-300/400R8	300/400W	208	TC-600/650/700/750PD2	600/650/700/750W	234
TC-300/400/500R8A	300/400/500W	210			
TC-350/400/500PD1	350/400/500W	230			
TC-600/700R3N	600/700W	212			
TC-580/620PD3	580/620W	232			

:: Specification and wiring diagram subject to change without notice
 :: Limited Warranty
 :: Last Update: Jan/2011

