

D2-400L-M10SA

4U 10 Hot-Swappable Rackmount Chassis





INTRODUCTION

D2-400L-M10SA is a 4U storage rackmount chassis. It is elegant and includes intelligent functional design. The redesigned D2-400L-M10SA features 10 hot-swap drive trays with SATA II interface to provide high density and high-availability storage system. It can support 7 add-on cards for system expansions and upgrades. It also has excellent thermal design with 3x120mm 1x80mm hot-swappable fans to ensure optimal system performance. D2-400L-M10SA is the cost-effective and all around storage rackmount chassis.

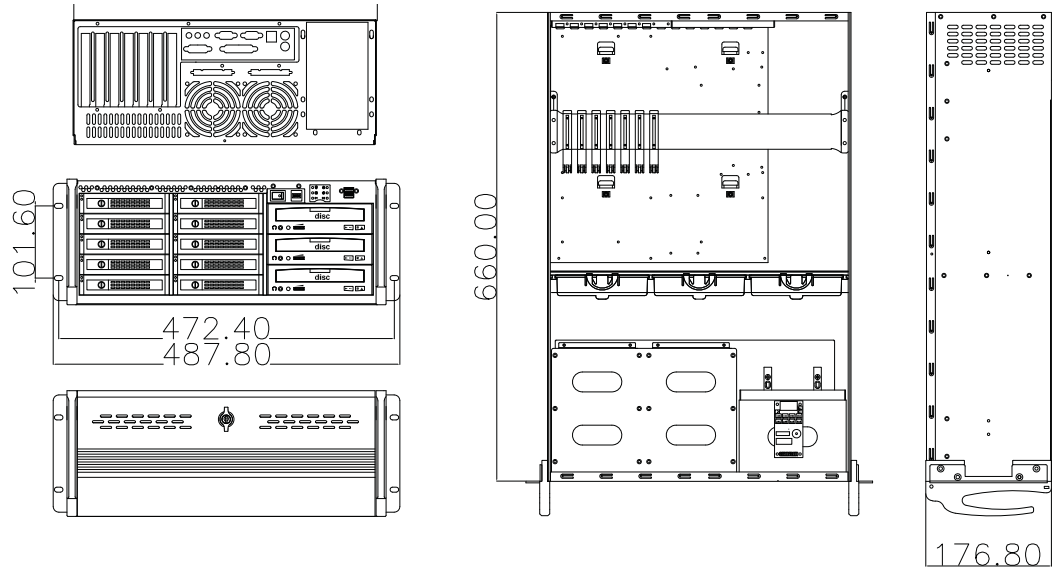
FEATURES

- Ⓐ 10 Hot-Swappable SATA II Drive Bay
- Ⓑ Front Access USB2.0 x 2
- Ⓒ 120mm x 3, 80mm x 2 Cooling Fan
- Ⓓ Removable Air Filter
- Ⓔ Power and HDD LED
- Ⓕ Power and Alarm Reset Switch
- Ⓖ I/O Shield



D2-400L-M10SA

DRAWING



SPECIFICATIONS

Model Number	D2-400L-M10SA	Air Filter	Removable & Washable
RoHS Compliance Version	Yes	Security	Front Bezel
Standard Drive Bays	5.25" Drive: 3 Hot-Swap Drive: 10 x SATA	Material of Front Bezel	Aluminum Alloy
Cooling Fan [Option]	3 x 120mm, 1 x 80mm [1x80mm]	Material of Handle	SECC Zinc-Coated Steel
Mainboard Size [inch]	12 x 13	Material of Main Chassis	1.2mm SECC Zinc-Coated Steel [Japan Made]
Indicators	LEDs for Power ON/OFF, HDD, Fan & Alarm	Color of Front Bezel	Black/Red/Blue/Silver/Gold
Switches	Power ON/OFF, System & Alarm Reset	Color of Main Chassis	Black
Speaker	0.4W Built-In	Front Connector	Front USB 2.0 x 2 Connector
		Dimensions (WxHxD)	19 x 7 x 27.1 inch

OPTIONAL ACCESSORIES

Model Number	Page	Model Number	Page
RP-COMBO-SLIM	N/A	DD-400-DR/DS/DBlue/DG	N/A
BPU-230/340SATA	154/155	DD-Fan80	163
RP-HDD3.5	N/A	T-7	158
TC-iStorm7/8	160	TC-Rail-24/26	160

POWER SUPPLY OPTIONS

Model Number	Output	Page	Model Number	Output	Page
TC-300/400R8	300/400W	208	600/650/700/750PD2	600/650/700/750W	234
TC-300/400/500R8A	300/400/500W	210			
TC-350/400/500PD1	350/400/500W	230			
TC-600/700R3N	600/700W	212			
TC-580/620PD3	580/620W	232			

:: Specification and wiring diagram subject to change without notice
 :: Limited Warranty
 :: Last Update: Jan/2011

