


TC-2U/35 TC-2U/40 TC-2U/46

350/400/460W 2U Switching Power Supply



INTRODUCTION

Introduce the industrial graded TC-2U/35, TC-2U/40, TC-2U/46 switching power supplies design to fit perfectly into your 2U rackmount chassis. Dual fan cooling system, triple circuit protections and PFC options. TC-2U/35, TC-2U/40, TC-2U/46 offer unswerving performance for your 2U chassis.

FEATURES

- Power Range Auto Select
- Over Power Protection
- Over Voltage Protection
- Short Circuits Protection
- Nickel Plated Enclosure to Provide Corrosion Resistance
- 16ms Hold Up Time
- Optional Quiet Version to Reduce Noise Down to 26dB

- Ⓐ Fan
- Ⓑ AC Input Fuse



NO. of Fans: 60 mm x 2
Air Fow CFM: 22.9
Net Weight: 4.1 lb

TC-2U/35 TC-2U/40 TC-2U/46

DRAWING



20+4 Pin Connector



4 Pin Connector



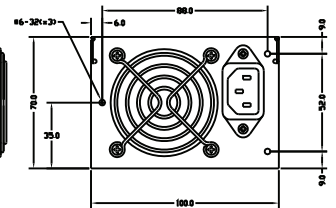
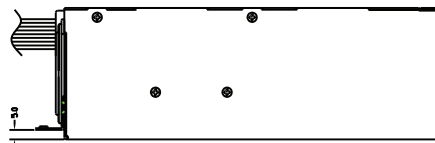

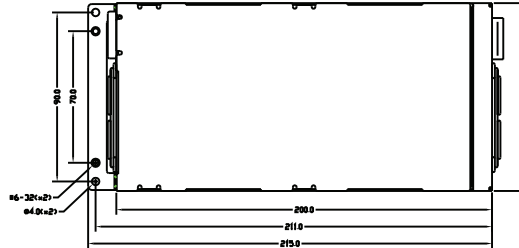
8 Pin Connector



Peripheral Connector



Floppy Connector



SPECIFICATIONS

| Model Number | TC-2U/35 | TC-2U/40 | TC-2U/46 |
|-------------------------|---|----------|----------|
| RoHS Compliance Version | Yes | | |
| Output Power | 350W | 400W | 460W |
| AC Input | 90V to 132V or 180V to 264V auto selectable 47Hz ~ 63Hz | | |
| Main Connector | 20+4 Pin | | |
| 12V Connectors | 8Pin / 4 Pin | | |
| Dimensions [WxHxD] | 100 x 73 x 200 mm | | |

OUTPUT TABLE

| Voltage | +3.3V | +5V | +12V | -12V | -5V | +5Vsb | |
|------------|----------|-----|------|------|------|-------|----|
| Max Load | TC-2U/35 | 20A | 35A | 18A | 0.8A | 0.5A | 2A |
| | TC-2U/40 | 20A | 40A | 20A | 0.8A | 0.5A | 2A |
| | TC-2U/46 | 20A | 40A | 24A | 0.8A | 0.5A | 2A |
| Min Load | 1A | 3A | 2A | 0.1A | 0.1A | 0.1A | |
| Regulation | ±0% | ±5% | ±5% | ±0% | ±5% | ±5% | |

COMPARTIBLE CHASSIS

D-STORM 2U SERIES / D-200, D-200L

:: Operation Temperature: 0°C to 50°C
 :: Humidity: 5 to 90°C non-condensing
 :: Specification and wiring diagram subject to change without notice

